




Passive Energy Efficient Cooling

Introducing Triad's Chamfer ICE™ Airflow Panel

Providing the Industry's Leading Data Center Air Utilization Efficiency (AUE)





TopSet Leveler
Adjusters

Chamfer Multi-
Dispersion design

Hi-Plume
Stratification Fin

Actuating Frame/Level
"Vertical and Horizontal"
Adjustment

Dual Lift-n-Lock
Integrated Handles



CHAMFER ICE™ AIRFLOW PANEL






Medium to Heavy Load Ratings Available

Fit-All Design fits all floor systems

INDUSTRY LEADING DATA CENTER AIR UTILIZATION EFFECIENCY (AUE)



Triad's ICE™ Airflow Panel systems are the ideal solution for data center, server farm and hot spot cooling. Triad's patented & patent pending High Density Airflow Panel delivers 2-3 times more CFM than industry standard perforated airflow panels. This heavy duty steel airflow panel features between 1500 to 5000 lbs. load rating, a hardened textured finish with optional built in actuating frame levelers and integrated panel handles. Triad's Patented Fit-All design will fit into most existing raised access floor systems providing the most flexible and low maintenance raised access floor system in the industry.

PANEL TYPE	MODEL	LOAD RATING	AVAILABLE FEATURES	COMPATIBILITY
Chamfer Airflow 	Imperial 15TCF 30TCF 40TCF 50TCF	*Using APOTH conversion 1500 lbs 3000 lbs 4000 lbs 5000 lbs	Dual Handles Horizontal & vertical levelers Size: 24" x 24" 600 x 600 mm OPTIONS: Hi-Plume Stratification fin Row Damper OPD Damper PowderPlate finish (8 colors)	Available in both Imperial and Metric Sizes Fit-All System
	Metric 15TCM 30TCM 40TCM 50TCM	*Using APOTH conversion 680 kg 1360 kg 1493 kg 2260 kg		
OPTIONAL ACCESSORIES	DESCRIPTION			COMPATIBILITY
Lift-N-Lock® 	Lift-N-Lock dual security assemblies provide restricted access from top or bottom panel removal to approved personnel only.			Fits all Triad Panels
Individual Air Baffle 	Baffles are available in full row length or half length. Snap in & out.			Fits all Triad Panels
Slide Damper 	Slide damper mounts the same as OPD and adjusts by use of screw driver from top surface. Like all slide dampers airflow restricted up to 50% even in full open position.			Fits all Triad Panels
Opposed Blade Damper 	Opposed Blade Damper may be field or factory mounted by crimping tab into frame insert. Damper is adjusted from top surface by engaging screw driver into rotating adjuster and adjusting to desired setting. Opposed Blade damper restricts less than 10% airflow in full open position.			Fits all Triad Panels


TRIAD STATIC DISSIPATIVE TEXTURED POWDERPLATE COATINGS



Beige Flek



Brown Flek



Crystal White



Grey Flek



Luna



Aggregate



SandStone



Genesis

These color samples are representative only and will vary from the actual color depending on the computer monitor or printer used to view them. For accurate color, gloss and texture sample contact Triad. Conductive and chemical resistant coatings are available upon request.

TRIAD
RAISED ACCESS FLOORING COMPANY

Prices & Designs subject to change without notice. Multiple Patents & Patent Pending covering designs and features shown.